



EQUIPMENT  
KNOWLEDGE  
TRAINING  
SUPPORT

**2019**

**COMPLETE LINE OF BREACHING TOOLS AND TRAINING  
EQUIPMENT TO ENSURE YOUR TEAM'S EFFECTIVENESS**



**MILITARY**



**LAW ENFORCEMENT**



**FIRE & RESCUE**

 [WWW.INSTAGRAM.COM/SETBREACHING](https://www.instagram.com/setbreaching)

 [WWW.FACEBOOK.COM/SETBREACHING](https://www.facebook.com/setbreaching)

[SETBREACHING.COM](https://www.setbreaching.com)



<b>SWEDEN ENTRY TOOLS</b>	<b>03</b>
<b>BREACHING KITS</b>	<b>04 - 09</b>
<b>MULTIPRY CARRIER</b>	<b>10 - 11</b>
<b>BREACHING TOOLS</b>	<b>12 - 17</b>
<b>BOLT CUTTERS</b>	<b>18</b>
<b>GLASS BREAKING TOOLS</b>	<b>20 - 21</b>
<b>TRAINING EQUIPMENT</b>	<b>22 - 29</b>
<b>BREACHING RIG</b>	<b>30 - 31</b>
<b>BREACHING COURSES</b>	<b>34 - 35</b>

## COMPLETE LINE OF BREACHING TOOLS AND TRAINING EQUIPMENT TO ENSURE YOUR TEAM'S EFFECTIVENESS

The construction industry is evolving, consistently striving to develop stronger more secure buildings and materials to provide improved security and safety from crime, fire and natural disaster. These developments however can present a challenge to military and emergency services when they have to enter by force.

At Sweden Entry Tools (SET) we are committed to meeting and overcoming the challenge that these developments present to you when failure to enter is not an option. Our combined years of operational police experience in mechanical and explosive breaching has taught us that the right equipment together with the right training will provide the best chance of success. Our breaching tools and equipment combined with our knowledge and techniques prepare you for real situations.

**SET Breaching system is the only manufacturer that meets all these requirements.**

- Easy to use
- Ergonomical way of working
- Lightweight
- Our breaching tools are produced with your safety in mind and will help you breach faster and more efficiently
- Anyone can use the equipment, regardless of body size or strength
- WE educate YOU in the use of all the different breaching tools with our complete training solution
- We offer a full after sales support service

The SET Breaching System will assist you in breaching either metal or wooden inward and outward opening doors, regardless of the degree of security, and effect entry through high-level security glass. The SET Breaching Tools are designed to be used with minimum effort for maximum effect.

### TRAINING

The SET breaching courses can be adapted and tailored to meet your specific requirements to develop and enhance your breaching skills. Our accredited courses will train the students in the use and deployment of a wide range of breaching equipment and operational techniques using the SET Breaching System.

**WE DO NOT JUST  
SELL BREACHING  
TOOLS - WE OFFER  
YOU KNOWLEDGE  
AND EXPERIENCE.**

# LAW ENFORCEMENT

## Complete Breaching Solution for Patrol Cars, SWAT and Hostage Rescue Units



Shoulder and hand portable, Light Breaching Kit is light and low profile allowing for discreet or covert approach to target.



Adjustable, balanced and padded shoulder strap provides comfort and hands free carriage. All equipment remains accessible whilst enabling carrier to perform other roles.



Dual zip pocket ensures secure carriage of equipment on approach, reducing risk of compromise, whilst allowing immediate access by the carrier on target.



Side pocket provides carriage of additional equipment for use on unseen or limited Reconnaissance targets. The outside pocket stored bolt cutters or Edge Bender.

## Heavy Breaching Kit

### Product

MultiBreacher

MultiPry

MiniRam

Edgebender 2

Sledgehammer

Backpack for HeavyKit

• Prod Nr: 40012 • Weight: 28.5 kg

### The most complete and versatile Breaching Kit on the market

- This backpack contains everything a professional response team needs to quickly and safely enter inward and outward opening wooden and steel doors regardless of the security. We have carefully chosen 5 products for the Heavy Kit. This breaching kit has been field tested for years by some of the best entry teams in the world.



## Light Breaching Kit

### Product

MultiPry

MultiSledge

Bag for LightKit


• Prod Nr: 20014 • Weight: 6.3 kg

### The lightest and most versatile Breaching Kit available on the market. For standard use in patrol cars, emergency services and military units.

- After a short training program, an operator will be able to open both inward and outward opening wooden and steel doors regardless of the security, and all type of glass including high level laminated security glass.
- The purpose of this Kit is to provide the officer/operator with an easily transportable light-weight set of tools that allows them access as and when required.

# **FIRE & RESCUE**

## **Complete Breaching Solution for Fire Departments and Rescue Squads**



All tools except the MiniRam are carried in the bag. With our simple 2 point sling it is easy to carry the MiniRam on one shoulder and the bag on the other for optimal weight distribution.

2 point Sling, Prod Nr: 59120

**WE DO NOT JUST  
SELL BREACHING  
TOOLS - WE OFFER  
YOU KNOWLEDGE  
AND EXPERIENCE.**



[www.facebook.com/setbreaching](https://www.facebook.com/setbreaching)

6



[www.instagram.com/setbreaching](https://www.instagram.com/setbreaching)

## Firefighter Kit

### Product

MultiBreacher

MultiPry

MiniRam

Edgebender 2

Sledgehammer

Bag for FirefighterKit

• Prod Nr: 40014



## The most complete and versatile Breaching Kit on the market for Fire Fighters

- This backpack contains everything a professional Fire Fighter needs to quickly and safely enter inward and outward opening wooden and steel doors regardless of the security. The bag also contains practical plastic pouches to hold instruction sheets.
- This Breaching Kit has been used and field tested for year by the biggest fire departments in Sweden on all types of wooden and steel doors.

## Light Breaching Kit

### Product

MultiPry

MultiSledge

Bag for LightKit

• Prod Nr: 20014 • Weight: 6.3 kg



## The lightest and most versatile Breaching Kit available on the market. For standard use in patrol cars, emergency services and military units.

- After a short training program, an operator will be able to open both inward and outward opening wooden and steel doors regardless of the security, and all type of glass including high level laminated security glass.
- The purpose of this Kit is to provide the officer/operator with an easily transportable light-weight set of tools that allows them access as and when required.

# MILITARY

## Complete Breaching Solution for Military Units and Special Forces



Shoulder and hand portable, Light Breaching Kit is light and low profile allowing for discreet or covert approach to target.



Adjustable, balanced and padded shoulder strap provides comfort and hands free carriage. All equipment remains accessible whilst enabling carrier to perform other roles.



Dual zip pocket ensures secure carriage of equipment on approach, reducing risk of compromise, whilst allowing immediate access by the carrier on target.



Side pocket provides carriage of additional equipment for use on unseen or limited Reconnaissance targets. The outside pocket stored bolt cutters or Edge Bender.





# Heavy Breaching Kit

**PRO**

**Product**

- Bolt Cutter
- MultiBreacher
- MultiPry
- MiniRam
- Edgebender 2
- Sledgehammer
- Back Pack for Heavy Kit Pro

• Prod Nr: 40016 • Weight: 28.5 kg

## The most complete and versatile Breaching Kit on the market

• This backpack contains everything a professional response team needs to quickly and safely enter inward and outward opening wooden and steel doors regardless of the security. We have carefully chosen 5 products for the Heavy Kit. This breaching kit has been field tested for years by some of the best entry teams in the world.




# Light Breaching Kit

**Product**

- MultiPry
- MultiSledge
- Bolt Cutter
- Bag for Light Breaching Kit

• Prod Nr: 20015 • Weight: 6.3 kg



## The lightest and most versatile Breaching Kit available on the market. For standard use in patrol cars, emergency services and military units.

• After a short training program, an operator will be able to open both inward and outward opening wooden and steel doors regardless of the security, and all type of glass including high level laminated security glass.

• The purpose of this Kit is to provide the officer/operator with an easily transportable light-weight set of tools that allows them access as and when required.

# MultiPry Carrier

# NEW ITEMS



• MultiPry Carrier has been designed in collaboration with Scandinavian Special Forces Units and SET BREACHING, as a part of the “Breacher Equipment Series” from Tardigrade Tactical.

• Prod Nr: 10035 • Length: 740 mm • Weight: 0,240 kg

## Information



The MultiPry Carrier is thin enough to be mounted permanently to the back of a carrier, without being in the way of a backpack or similar, when not being used.



The MultiPry Carrier is MOLLE/PALS compatible and can be mounted on any MOLLE/PALS compatible body armor system.



Different key features of the carriers enable the operator to securely stow the MultiPry on the back of the body armor system and draw it without the help from other team members.

## UNIQUE FEATURES


- Fast draw of the MultiPry tool.
- Secure and low profile carrying of the MultiPry tool.
- Enables the team to divide breaching tools between team members.
- Will improve on tactical operations, due to less bulk and an easier way to carry the MultiPry tool.



In combination with the "Breacher Hammer Carrier" the operator will be able to carry and apply both tools on his own. When not being used for a hammer, the Breacher Hammer Carrier will act as great place, for the operator to quickly stow the MultiPry until more time is available to reinsert it into the MultiPry Carrier. It is possible for the operator to reinsert the MultiPry into the MultiPry Carrier, but stowing it into the Breacher Hammer Carrier will be a lot faster and require less attention.

# BREACHING TOOLS

## MultiBreacher



- The MultiBreacher brings a whole new concept to the process of breaching doors of all types. In just a few seconds it will open both inward and outward opening security doors, fire doors and of course standard wooden doors.
- The existing problems faced with breaching outward opening steel and security doors is negated when using the MiniRam together with the MultiBreacher. Due to its unique construction and design it ensures optimal bite of the tool with its unique serrated wedge shaped head providing extreme case displacement and zero slippage of the tool while in the door frame.
- Tool ends are constructed of proprietary full-hardened Swedish steel alloy for maximum tool life.
- Sling attachment points are provided to ensure easy carriage.

• Prod Nr: 50094 • Length: 810 mm • Weight: 3.8 kg

## Information



The design of the head together with our unique "SET Breaching technique" gives you up to 1.5 ton's of continual pressure to the door.



**"You can't open up everything with a Ram".** The combination of MultiBreacher and MultiPry represents a new unique opportunity to open the most impenetrable doors that normally requires hydraulic tools to open.



The head has a unique serrated wedge shaped with milled grooves, and provides the tool extreme case displacement and zero slippage.



The MiniRam gives the MultiBreacher the required power to separate the door from the frame.

# BREACHING TOOLS

## EdgeBender 2



**PATENT PENDING**

- This security plate/edge bypass tool has revolutionized the ability to open outward opening metal and security doors in a reliable way.
- Without this tool there is a substantial risk that forcing the door will be completely unsuccessful. This is especially the case for niche mounted doors.

• Prod Nr: 50527 • Length: 435 mm • Weight: 3.1 kg

### Information



With the EdgeBender you can quickly and quietly clamp the plate and simply bend it out of the way to gain access to the critical area near the bolt. The EdgeBender greatly reduces exposure time when dealing with security plates, especially in narrow hallways.

# BREACHING TOOLS

## MultiPry



- The MultiPry has the same design and advantages as it's big brother the MultiBreacher. This pry tool separates itself from any other prybars on the market. With this small and very lightweight tool, you can open inward and outward opening doors of all types when used in conjunction with the Multi-Sledge or our sledge hammer.

- The MultiPry's design ensures optimal bite of the tool with its unique serrated wedge shaped head providing extreme case displacement and zero slippage of the tool while in the door frame. Sling attachment points are provided to ensure easy individual carriage.

• Prod Nr: 50093 • Length: 700 mm • Weight: 2.3 kg

## Information



The MultiSledge give the MultiPry the needed power to open outward opening wood, metal and security doors.



**"You can't open up everything with a Ram".** The combination of MultiPry and MultiSledge gains entry to inward opening doors in a few seconds.

The head has a unique serrated wedge shaped with milled grooves and provides the tool with extreme case displacement and zero slippage



We recommend using our 2 point sling for safe carriage and quick release of the tools.


2 point Sling,

• Prod Nr: 59120



# BREACHING TOOLS

## MultiSledge



- The MultiSledge™ is the most unique multi functional tool on the market. As four tools in one, it can be utilized as a Sledge hammer, Ram, prybar and break n' rake.
- With the “break `n rake” feature, it offers the operator the ability to shatter all types of windows including laminated and security/privacy glass and up to 1” thick laminate security glass. The head is a unique shape which allows for extremely fast window entry and drapery and curtain rod removal.
- The prybar end is used in conjunction with the MultiPry tool to assist in the opening of reinforced inward opening doors.

• Prod Nr: 50092 • Length: 700 mm • Weight: 3.2 kg

## Information



The biggest risk for window entries are the small glass shards which are left in the frame. Our glass entry tools clear away all glass fragments quickly and efficiently.

The sharp spike and optimal weight allows the operator the ability to shatter all types of windows including laminated and security glass often found on buildings, train etc. The head's unique shape allows for extremely fast window entry and drapery and curtain rod removal when necessary.

The MultiSledge can be used as a conventional sledge hammer in conjunction with the MultiPry for entry through outward opening doors.




In small confined space, it is difficult to work with a sledge hammer. With MultiSledge it's not a problem because of the two striking faces and therefore can also be used as a Ram.



# BREACHING TOOLS

## MiniRam



- The design of the MiniRam is unique in many ways. A new ergonomic technique designed to work with the Ram, creates a maximum striking force whilst retaining complete flexibility of use.
- The optimal weight and balance of the MiniRam offers both a traditional ram for forcing inward opening doors and combines as a striking tool for the MultiBreacher.
- The tool is designed to be able to be used at shoulder height without the weight of traditional rams. The striking head is convex formed like a hammer head.


• Prod Nr: 50091 • Length: 430 mm • Weight: 9.7 kg

## Information



The MiniRam gives the Multibreacher the needed power to separate the door from the frame.

## Ergonomical way to work with the tool



The reason why we get more power out of our MiniRam compared to other compatible Rams on the market are:

- Equal weight distribution across both handles means that you can use both arms for maximum effect. Traditional rams don't have equal weight distribution.
- The design of the MiniRam allows operators to work with the core strength instead of arms.



# BREACHING TOOLS



## MediumRam



- The MediumRam is designed with the same concept as our other rams. It is designed for one or two operators. The balance of the tool is centrally located between the handles, which means that all of the energy can be concentrated on striking instead of managing and maintaining balance of the tool.
- Similar to our other Rams, the Middle Ram has a convex head, which means that full power is guaranteed.
- The MediumRam is equipped with a safety hand protection.

• Prod Nr: 50358 • Length: 720 mm • Weight: 15.5 kg

## HeavyRam



- This is our most powerful striking tool that is used for rapid entry through inward opening wooden doors and some metal doors. The HeavyRam weighs 23 kg and is designed for one, two or three operators.
- The HeavyRam has been carefully tested to ensure the weight of the Ram delivers maximum impact energy. Unlike other tools on the market it is designed to have the balance centered between the handles, which ensures Maximum efficiency and ensures proper balance and less strain on the operator.
- The 360 (degrees) handles are designed to offer the ability for the operator(s) to strike the low, middle or high point of the door dependant on where the locking point is located.
- As with all of our Rams, the striking head is formed like a hammerhead i.e. the head is convex. This means that unlike other striking tools the blow does not need to be perpendicular to give the maximum effect.

• Prod Nr: 10021 • Length: 1050 mm • Weight: 23 kg

# BOLT CUTTERS


## Bolt Cutter 600mm



- Alloy steel blade, available to adjust jaw edge by adjusting bolt Drop-forged adapter. Cutting ability <HRC40.
- Confirm to GGG-C-740d Type II Class 3&4 Standard.

• Prod Nr: 10042 • Length: 24" (600mm) • Capacity: 10mm HRC15 or 6mm HRC40 • Weight: 2.4 kg

## 1000 V Bolt Cutter 635 mm



- For protection against inadvertent shock when working on circuits up to 1000V.
- 3 layer coating insulation with different colors plus a 4th one in black to further protect handle edges. Red: safety. Orange: danger. Yellow: high danger.
- Forged head; Induction hardened cutting edges.
- Long arms with lever-action head, allows cutting of hard wires with very little effort.
- IEC 60900.

• Prod Nr: 10040 • Length: 25" (635mm) • Weight: 3.1 kg

## SledgeHammer



• Prod Nr: 10026 • Length: 295 mm • Weight: 1.5 kg




**Discover our  
complete kits.  
The customized  
solution for  
your unit.**

Firefighter Kit (page 7)



# GLASS BREAKING TOOLS

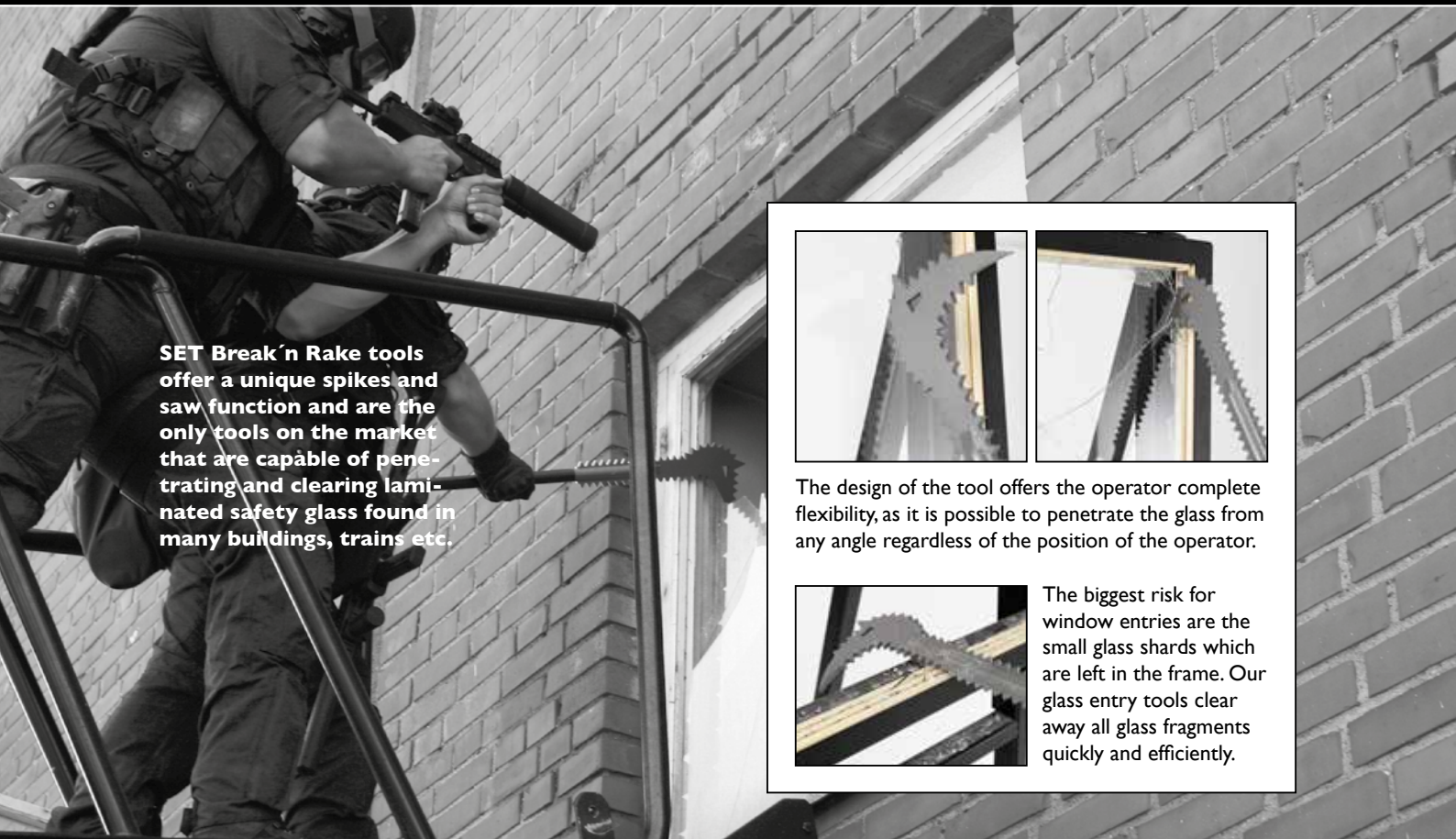
## Break'n Rake Standard and Extended




- The Gryphon Break'n Rake is the only glass tool on the market made for breaching both traditional windows and laminated safety glass.
- The special design of the tool head allows the tool to easily penetrate all types of glass. Once penetration of the glass is achieved, the elongated teeth and the "D" Ring shaped rubber grip handle allows the operator to create openings in laminated security glass quickly and efficiently.
- Both standard and Extended length Break'n Rakes are available.
- The Extended Break'n Rake offers greater reach, offering enhanced cover and protection for the operator.

- Prod Nr: 50336 • Length: 1320 mm • Weight: 3.7 kg
- Prod Nr: 50335 • Length: 1780 mm • Weight: 4.3 kg

## Information



**SET Break'n Rake tools offer a unique spikes and saw function and are the only tools on the market that are capable of penetrating and clearing laminated safety glass found in many buildings, trains etc.**



The design of the tool offers the operator complete flexibility, as it is possible to penetrate the glass from any angle regardless of the position of the operator.



The biggest risk for window entries are the small glass shards which are left in the frame. Our glass entry tools clear away all glass fragments quickly and efficiently.

# GLASS BREAKING TOOLS



## Car Rake



- The latest production vehicles have laminated noise reduction glass technology. “Window punches” and batons are no longer effective for this type of glass, and you never know what kind of glass you have in front of you.
- With our unique CarRake it doesn't matter what kind of glass it is, the laminated car window is gone in a few seconds.
- As with all our glass entry tools, the tool head has an effective design which enables the sharp teeth to easily saw through the laminated glass.

• Prod Nr: 50334 • Length: 435 mm • Weight: 1.3 kg

## Information



The full tempered spike goes easily through all type of vehicle glass, even laminated glass. The tool can then easily saw a hole in the glass for entry.

The laminated car window is gone in a few seconds.

# TRAINING EQUIPMENT

## MEC2 Training Door



Variation of Lock Points with Steel Pins and Wood Sticks

- "The Training door is strong, robust and versatile. Designed and manufactured by operators for operators.
- A frame that authentically replicates real doors in real frames, giving operators the skill and confidence to be effective on time every time.
- Whether Inward or outward opening doors, the SET training door is compatible with the full range of mechanical and hydraulic entry tools.
- Multi point locking mechanisms can be readily, faithfully and economically duplicated using sacrificial steel pins or wooden pegs.
- Modular construction enables easy transportation and rapid assembly, if required.

- Prod Nr: 30011
- Width: 1175 mm • Depth: 200 mm
- Height: 2228 mm • Weight: 280 kg

## Spare Parts for MEC2 Training Door



- |                                      |                |
|--------------------------------------|----------------|
| 1 Replacement Case Edges (1 pce)     | Prod Nr: 30026 |
| 2 Replacement DoorJambEdges (24 pcs) | Prod Nr: 30031 |
| 3 Wood Shims (200 pcs)               | Prod Nr: 30020 |
| 4 Steel Pins (50 pcs)                | Prod Nr: 30018 |
| 5 Rubber Cushion (8 pcs)             | Prod Nr: 30014 |
| 6 Kit for Hydraulic Tools            | Prod Nr: 30034 |
| 7 Platform for Training Door         | Prod Nr: 30035 |

# TRAINING EQUIPMENT



## MEC2 Training Door



Prying out swing door



Prying in swing doors



Ram training



Wood Shims at top and bottom for Multi lock training



Steel pins provide the same resistance as real locks



Exchangeable frame (Case Edges)



Hydraulic Entry tools can be used on SET Training door. If Hydraulic Tools with "side pressure" is used, a stopper is needed.

### Kit for hydraulic tools

Prod Nr: 30034

Plate with door handle (Number 1)

Side pressure stopper (Number 2)



To use a Door Raider on the Training Door a platform is needed. (Not necessary when the training door is installed in a container or building)

Prod Nr: 30035 (Number 3)



Exchangeable Door Jamb Edges

Adjustable resistance



# TRAINING EQUIPMENT

## MUT6 Training Door



The new industry standard for multi-dimensional training in a single point solution.

- **EXPLOSIVE**
- **SHOTGUN**
- **THERMAL CUTTING**
- **ROTARY POWER TOOL CUTTING**
- **RAMMING**
- **PRYING**
- **HYDRAULIC EQUIPMENT**

- Prod Nr: 30044
- Width: 1200 mm • Depth: 200 mm
- Height: 2090 mm • Weight: 200 kg



## Spare Parts for MUT6 Training Door



- |   |  |                |
|---|--|----------------|
| 1 | Wood Stick (100 pcs)                                 | Prod Nr: 30038 |
| 2 | Steel Rods (10pc)                                    | Prod Nr: 30039 |
| 3 | Wood Boards Center including Head Lock Label (10pc)  | Prod Nr: 30054 |
| 4 | Shot Gun Wood Boards including "Hinges" Label (10pc) | Prod Nr: 30056 |
| 5 | Wood Boards long (10pc)                              | Prod Nr: 30055 |



# TRAINING EQUIPMENT

## MUT6 Training Door

### EXPLOSIVE BREACHING



Pushing charge on head locks



Cutting and pushing charge full length



Cutting Charge on Head Lock

### HYDRAULIC BREACHING



### HYDRAULIC CUTTING



### SHOTGUN BREACHING



### THERMAL CUTTING



### ROTARY POWER TOOL CUTTING



### RAMMING



### INWARD SWING BREACHING



### OUTWARD SWING BREACHING



# TRAINING EQUIPMENT

## EXP2 Training Door



EXP 2 Training Door is specially designed for explosive breaching training. Field tested by military with more than 400 gram TNT cutting charges.

Opportunity to use Cutting machines, chain saw and thermal equipment as well.



- Prod Nr: 30043 • Width: 1145 mm
- Depth: 200 mm • Height: 2090 mm
- Weight: 260 kg including the stand

### Spare Parts for EXP2 Training Door

Wood Block at top and bottom to protect the frame from the explosive charge

Wood Frame behind the panels to simulate real door frames for correct calculating of the explosives charges.



- 1 Wood Frame Block Prod Nr: 00000
- 2 Wood Board Prod Nr: 00000

# TRAINING EQUIPMENT



## Door Mounting Frame



- Heavy Duty Door Mounting Frame for installation of real doors.
- Mechanical Breaching
- Hydraulic Breaching
- Explosive Breaching
- The frame can be used as a free standing module or mounted direct into a wall or container.

- Prod Nr: 30027
- Width: 1666 mm • Depth: 200 mm
- Height: 2260 mm • Weight: 260 kg



The wood frame gives a strong, realistic and easy mounting of the doors.



The Mounting Frame allows inward and outward opening door breaching.



With ball bearings on the frame, the width can easily be adjusted for different size of doors.



**The Door Mounting Frame can be installed in many different ways. Here is an example when a military unit do explosive training with the Door Mounting Frame installed in a training house.**

# TRAINING EQUIPMENT

## SET Window Mounting Frame



- SET window mounting frame gives the operators the possibility to train all types of entry training on real windows and different types of glass.
- Adjustable frame gives the opportunity to mount windows up to 1500x1500 mm.
- SET Window Mounting Frame is a part of SET Breaching Rig but can be sold separately together with the Container Mount for easy installation in training facilities, or existing containers the customers already have.

- Prod Nr: 30042
- Width: 1816 mm • Depth: 225 mm
- 2275 mm • Weight: 115 kg



Easy and quick assembly of windows



Possibility to work from in and outside and adjustable height of the window.



Frame adjustable in all directions.



All type of breaching methods can be used on the window mounting frame.



The window can be mounted low or high in the frame.

# TRAINING EQUIPMENT



## SET Glass Training Frame



- SET not only offer the best tools on the market for glass entry, we also offer a unique training frame for Break 'n Rake training.
- Occasionally, entry through a window may be the only way to get into a property. But this is also one of the most dangerous ways to get in because of all the pieces of glass stuck in the window frame after the initial opening has been created.

- Prod Nr 30016 • Width: 1091 mm
- Depth: 2000 mm • Height: 2000 mm

### Spare parts

- Plastic Replacement Sheets (30017)
- Wood Mounting Blocks (30033)



Easy replacement of glass or plastic sheets.



Different layers of glass or plastic sheets can be mounted to simulate various types of windows.



Our glass tools are the only tools on the market that clears away all the glass fragments quickly and efficiently, but its important to have the right technique and training.



Individual pressure adjustment.



The wood frame can be used many times before it needs to be replaced.

CUSTOMIZED FOR **MILITARY - LAW ENFORCEMENT - FIRE - AGENCY**

# BREACHING RIG

MADE BY SET

**COMPLETE SOLUTION FOR A WIDE RANGE OF DYNAMIC BREACH TRAINING**



Different mounting solutions to optimize training scenarios



Detailed training instructions on interior wall



Storage for spare parts



## DIFFERENT OPTIONS FOR BREACHING RIG



**MEC2**  
TRAINING DOOR



**MUT6**  
TRAINING DOOR



**EXP2**  
TRAINING DOOR



**SET GLASS TRAINING**  
FRAME



**SET WINDOW**  
MOUNTING FRAME



**SET DOOR MOUNTING**  
FRAME



[www.facebook.com/setbreaching](https://www.facebook.com/setbreaching)

32



[www.instagram.com/setbreaching](https://www.instagram.com/setbreaching)







## BREACHING SYSTEM

The construction industry is evolving, consistently striving to develop stronger more secure buildings and materials to provide improved security and safety from crime, fire and natural disaster. These developments however can present a challenge to military and emergency services when they have to enter by force.

At Sweden Entry Tools (SET) we are committed to meeting and overcoming the challenge that these developments present to you when failure to enter is not an option. Our combined years of operational police experience in mechanical and explosive breaching has taught us that the right equipment together with the right training will provide the best chance of success. Our breaching tools and equipment combined with our knowledge and techniques prepare you for real situations.

The SET breaching courses can be adapted and tailored to meet your specific requirements to develop and enhance your breaching skills. Our accredited courses will train the students in the use and deployment of a wide range of breaching equipment and operational techniques using the SET Breaching System.

### **Our customized breaching courses include:**

- Ballistic
- Thermal
- Hydraulic
- Explosive breaching

Our instructors have a broad range of operational experience and have been selected for their ability to deliver exceptionally thorough and comprehensive training.

SET recognize that different countries are presented with different challenges in door, wall and window breaching. It is for this reason that we take great care in thoroughly researching and customizing the training according to your needs and requirements.

Our extensive range of portable door and window training frames enable us to bring training to you, providing a comprehensive and versatile solution for professional breaching training worldwide.

**For more information about our training equipment visit [www.setbreaching.com](http://www.setbreaching.com)**

**MILITARY**



**FIRE & RESCUE**



**LAW ENFORCEMENT**



## Mechanical Breaching Course 4 Hours



This 4 hour breaching course is designed and intended to teach the students in door and window breaching. Using SET Light Breaching Kit quickly and effectively on a variety of doors and windows. This course is intended primarily for Military, Rescue & Law enforcement first respond units. The course is based on using the SET breaching equipment including SET Training door & glass Training Frame. No real doors or buildings is necessary.

### Theoretical Introduction

- Lock types
- Door types
- Glass types
- Breaching Equipment
- Techniques & Methods

### Practical Training

- Breaching with SET/5.11 Light Breaching Kit
- Breaching Out/Inswing doors
- Glass Breaching

## Mechanical Breaching Course 1 day (8Hours)



Employing operationally proven and effective breaching techniques. Culminating in deployment exercises. The course is based on using the SET breaching equipment including SET Training door & glass Training Frame. No real doors or buildings is necessary.

### Theoretical Introduction

- Lock types
- Door types
- Glass types
- Breaching Equipment
- Techniques & Methods

### Practical Training

- Breaching with full range of SET/5.11 Breaching Equipment
- Breaching Out/Inswing doors
- Glass Breaching
- Security Gates
- Hydraulic Breaching (on request)

## Mechanical Breaching Instructor Course 2 days (16Hours) Train the Trainer Certification



Designed as a train-the-trainer course. The training qualifies the student to effectively deploy various mechanical breaching tools. At the completion of the course the student's competency to properly implement all instructed skills under dynamic tactical conditions will be tested. On successful completion of this course, the student will have demonstrated the necessary knowledge and ability to educate students in this skill set.

### Theoretical Introduction

- Lock types
- Door types
- Glass types
- Breaching Equipment
- Techniques & Methods

### Practical Training

- Breaching with full range of SET/5.11 Breaching Equipment
- Breaching Out/Inswing doors
- Glass Breaching
- Hydraulic Breaching (on request)
- Pedagogy

## Tactical Breaching Courses 3-5 days

Includes a complete range of equipment and tactics which can be adapted to suit your personal requirements. With SET training equipment there is no need for special training facilities. Contact us and discuss the optimal breaching training adapted to your needs.



Explosive Breaching



Ballistic Breaching



Hydraulic Breaching



Thermal Breaching



Quick saw & Chain Saw Breaching



Glass Breaching



***SET support The International Rhino Foundation***

Help us make sure that rhinos and other wildlife that share their habitat will survive for future generations. Further information and contributions:

**[www.rhinos.org](http://www.rhinos.org)**



[www.facebook.com/setbreaching](http://www.facebook.com/setbreaching)



[www.instagram.com/setbreaching](http://www.instagram.com/setbreaching)

**[info@setbreaching.com](mailto:info@setbreaching.com) • [www.setbreaching.com](http://www.setbreaching.com)**